

New Collection 2022

HARISON



RASEL



COPENHANG



TAYLOR

**Nano Polish
Porcelain
Random
10 mm**

HARISON Design
60X120 cm



Harison



size/format

in box

in pallet

weight

Area

Area pallet

weight pallet

60*120

3

40

47

2.1063

84.252


1880







HARISON


Design






HARISON






HARISON



Nano Polish
Porcelain
Random
10 mm



HARDI Brown Design
60X120 cm






Hardi & Simfoni



size/format	in box	in pallet	weight	Area	Area pallet	weight pallet
60*120	3	40	47	2.1063	84.252	1880









60x120 Cm


HARDI & SIMFONI


Design



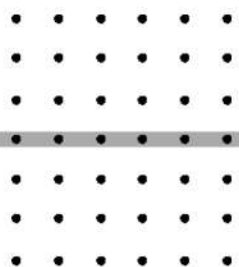


HARDI BROWN






HARDI BROWN



Nano Polish
Porcelain
Random
10 mm

HARDI Blue Design

60X120 cm




HARDI BLUE




size/format	in box	in pallet	weight	Area	Area pallet	weight pallet
60*120	3	40	47	2.1063	84.252	1880




HARDI


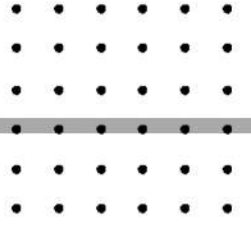




60X120 cm

HARDI Blue Design


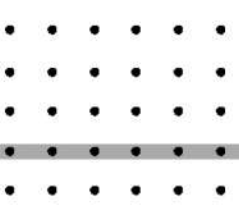





Nano Polish
Porcelain
Random
10 mm

RASEL Blue Design

60X120 cm



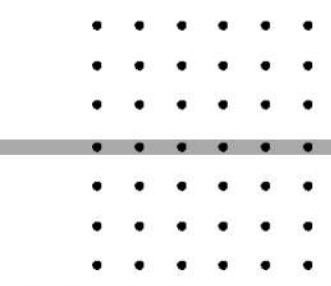
RASEL BLUE



size/format	in box	in pallet	weight	Area	Area pallet	weight pallet
60*120	3	40	47	2.1063	84.252	1880




RASEL BLUE




60X120 cm




RASEL BLUE

Design



Real Decor








RASEL BLUE

Nano Polish
Porcelain
Random
10 mm

RASEL Gray Design
60X120 Cm





RASEL GRAY



size/format	in box	in pallet	weight	Area	Area pallet	weight pallet
60*120	3	40	47	2.1063	84.252	1880


RASEL



Real Decor




RASEL Gray Design




60X120 cm


RASEL GRAY


Design






RASEL GRAY



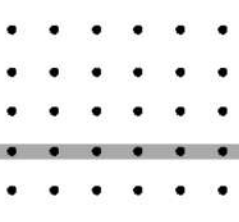


RASEL GRAY




**Nano Polish
Porcelain
Random
10 mm**


PANDA Design
60X120 cm




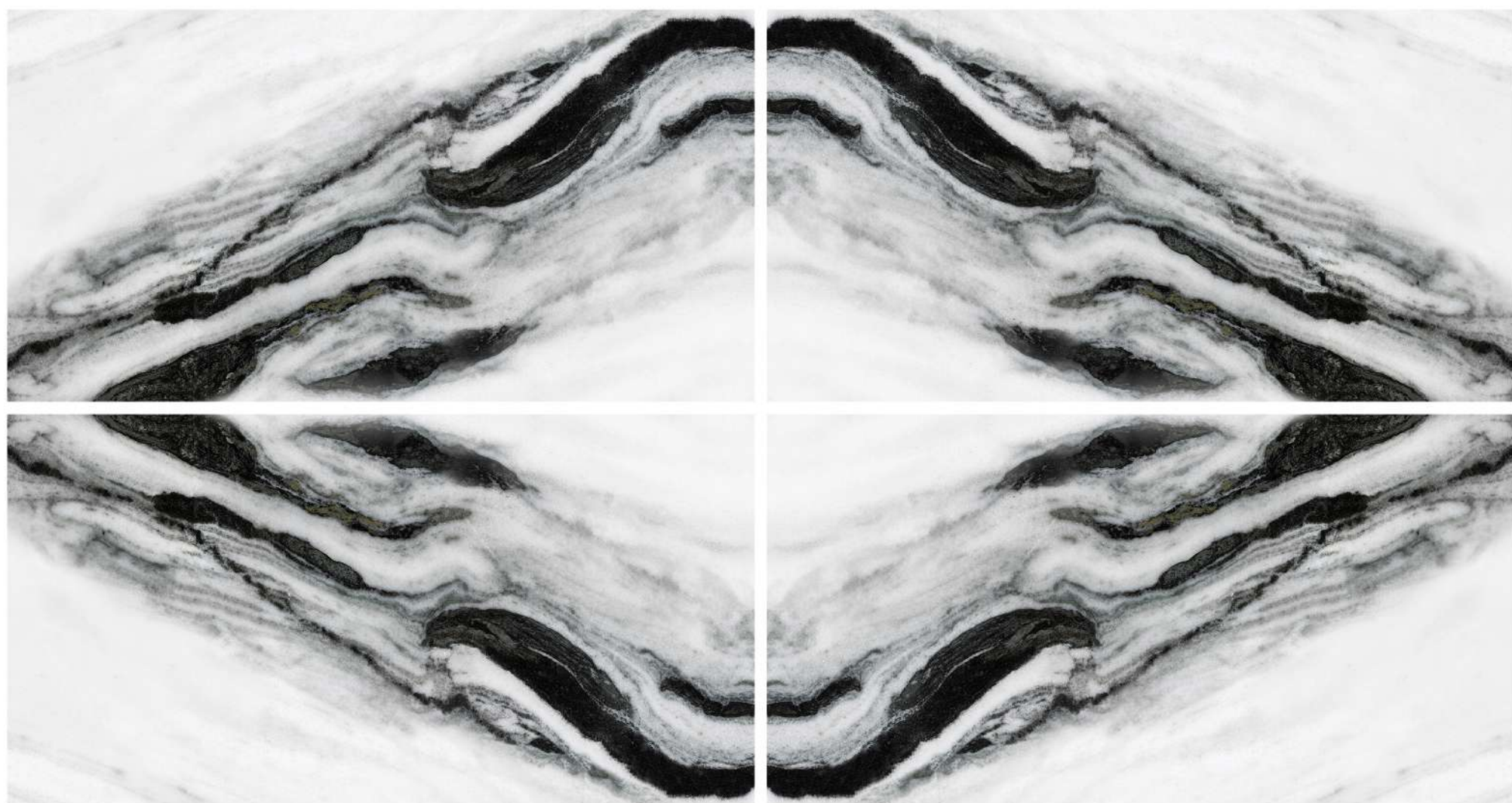
PANDA

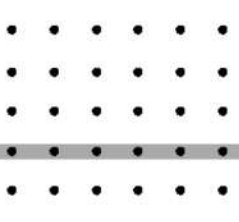


size/format	in box	in pallet	weight	Area	Area pallet	weight pallet
60*120	3	40	47	2.1063	84.252	1880




PANDA Design





PANDA Design
60x120cm







Real Decor



PANDA

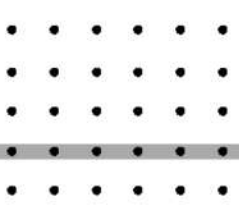


PANDA




**Nano Polish
Porcelain
Random
10 mm**


TAYLOR White Design
60X120 cm




TAYLOR WHITE & VIL SMIT



size/format	in box	in pallet	weight	Area	Area pallet	weight pallet
60*120	3	40	47	2.1063	84.252	1880





Real Decor






60x120 cm


TAYLOR White Design



TAYLOR White




TAYLOR White




The image displays a complex, organic pattern of colors and textures, characteristic of a marble or stone design. The primary colors are white and light beige, which form the base of the pattern. Interspersed throughout are irregular, vein-like shapes in shades of blue, ranging from a pale, dusty blue to a more vibrant, medium blue. Additionally, there are thin, golden-brown or tan veins that meander across the surface, adding to the intricate and natural-looking appearance. The overall effect is one of depth and movement, typical of high-quality natural stone or a well-crafted porcelain tile design.

**Nano Polish
Porcelain
Random
10 mm**


TAYLOR Blue Design
60X120 cm





TAYLOR BLUE & WHITE





size/format	in box	in pallet	weight	Area	Area pallet	weight pallet
60*120	3	40	47	2.1063	84.252	1880



**TAYLOR Blue
&
White
Design**



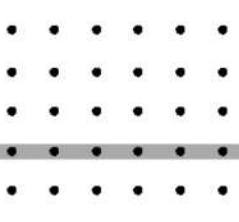


TAYLOR Blue


The image displays a detailed view of a marbled porcelain tile. The pattern is highly complex and organic, featuring a mix of light gray, dark charcoal, and off-white tones. The veins and swirls are irregular and non-repeating, characteristic of a 'random' design. The surface has a fine, polished texture.

**Nano Polish
Porcelain
Random
10 mm**

COPENHANG Gray Design
60X120 cm




COPENHANG GRAY & BRANDO 

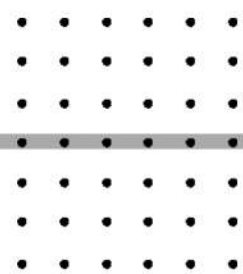


size/format	in box	in pallet	weight	Area	Area pallet	weight pallet
60*120	3	40	47	2.1063	84.252	1880





BRANDO &
COPENHANG





REAL DECOR






60X120 cm


COPENHANG & BRANDO

Gray Design





**Nano Polish
Porcelain
Random
10 mm**

BRANDO Gray Design
60X120 cm



COPENHANG BLUE & BRANDO 




size/format	in box	in pallet	weight	Area	Area pallet	weight pallet
60*120	3	40	47	2.1063	84.252	1880






60X120 Cm

KOPENHANG & BRANDO




KOPENHANG
&
BRANDO





BRANDO



INDICATIONS FOR USE | INDICACIONES DE USO

www.parniantile.com



Porcelain
Porcelánico
Grés cérame
Feinsteinzeugbodenfliesen



Random
aleatorio
Aléatoire
zufällig



Floor tiles
Pavimento
Sol
Bodenfliese



Wall tiles
Revestimiento
Faïence
Wandfliese



Do not bond
No trabar
Ne pas mettre en quinconces
Kein verbandrerlegung



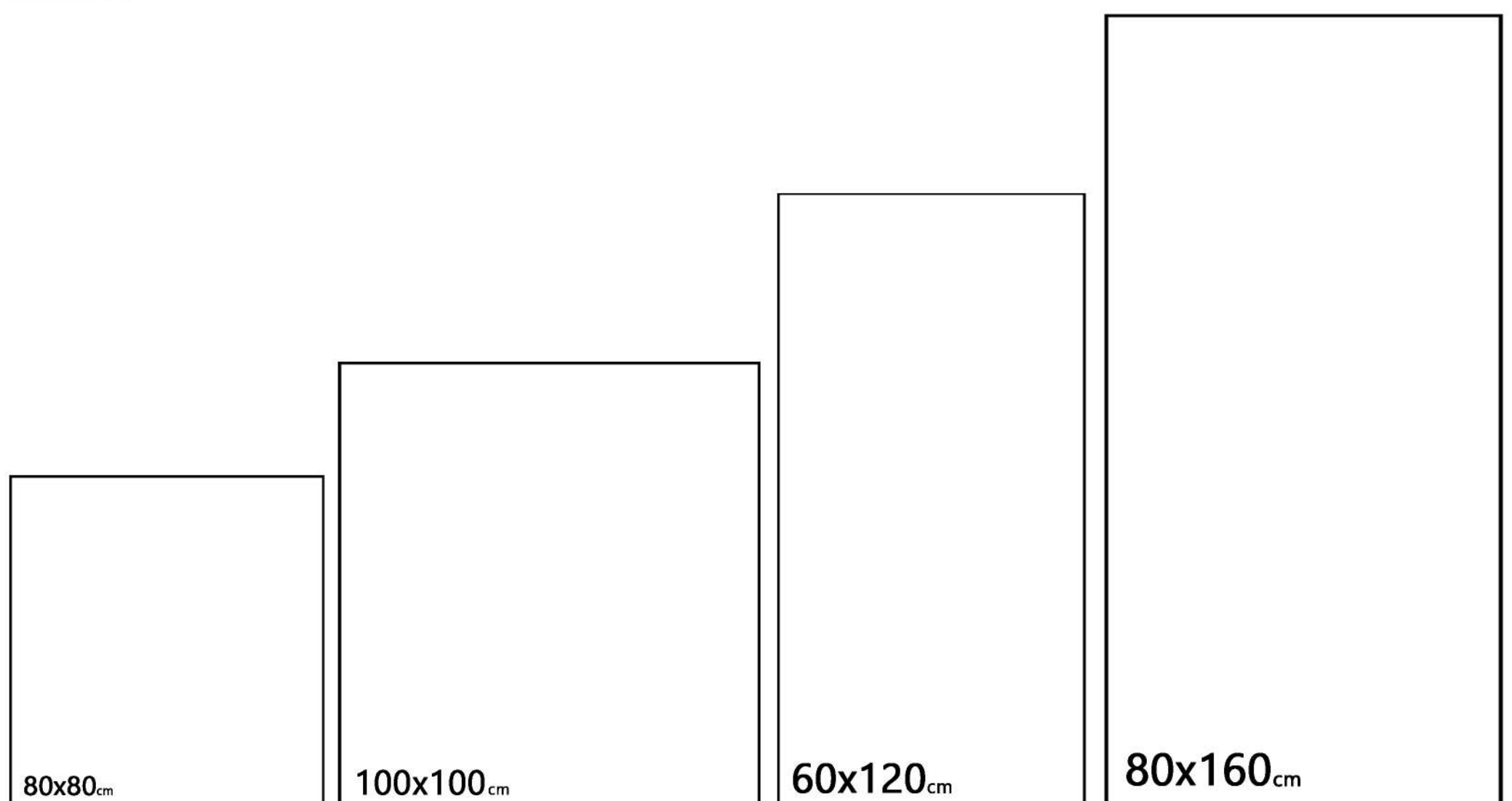
Do not bond +20%
No trabar +20%
Ne pas mettre en quinconces a + de 20%
Max 1/5 Verbanduerlegung




Rectified edges
Canto rectificado
Bords rectifiés
Rektifiziert



Not rectified edges
Canto no rectificado
Bords non rectifiés
Nicht rektifizierte



size/format	in box	in pallet	weight	Area	Area pallet	Thickness	weight pallet
120*60	3	40	47	2.1063	84.252	10	1880
100*100	2	40	46.25	1.9602	78.408	11	1850
80*80	4	24	55.800	2.5281	60.6744	10	1340



Parnian
Tile & Ceramic Group